


AMERICAN ACADEMY
OF OPHTHALMOLOGY®



Protecting Sight. Empowering Lives.®

Financial Contributions & Statements

American Academy of Ophthalmology Foundation
Fiscal Year April 1, 2020 – March 31, 2021



Foundation Contributions FYE 2021



AMERICAN ACADEMY
OF OPHTHALMOLOGY®

Protecting Sight. Empowering Lives.®

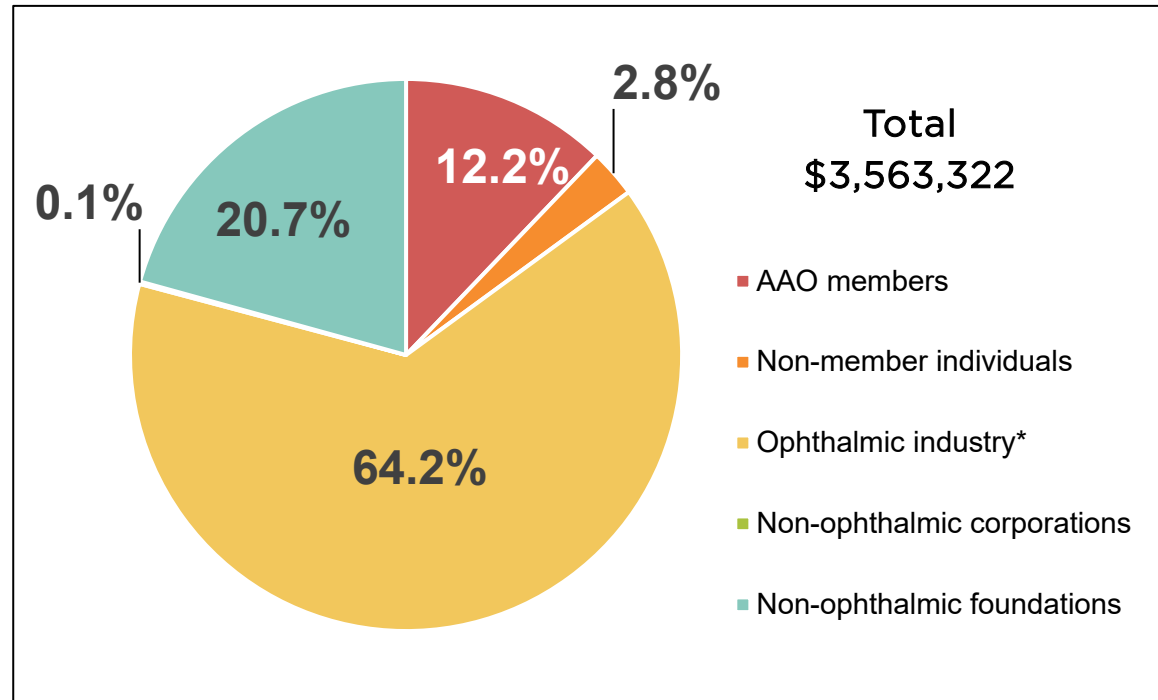
Foundation Contributions – FYE 2021

(April 1, 2020 – March 31, 2021)

GOAL: \$4,300,000




By Source



NOTE: Includes Permanently Restricted contributions; Excludes Orbital Gala Auction Contributions-in-Kind and Building and Corporate Services.

* Includes Ophthalmic Corporations and their Foundations



AMERICAN ACADEMY
OF OPHTHALMOLOGY®

Protecting Sight. Empowering Lives.®

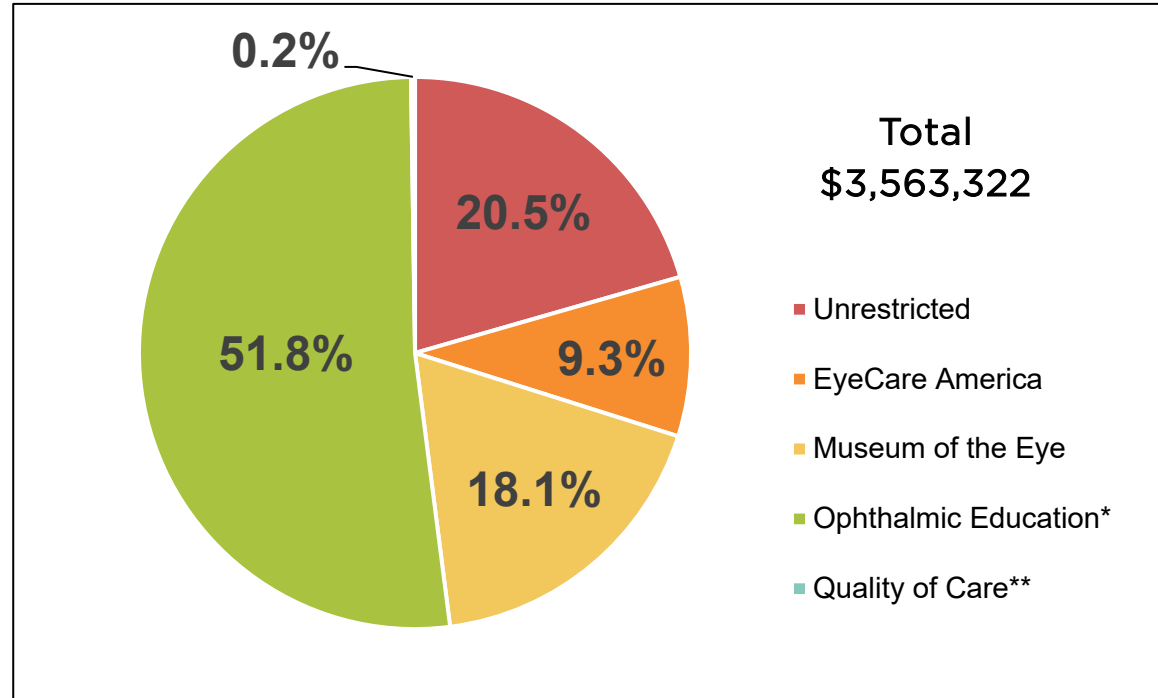
Foundation Contributions – FYE 2021

(April 1, 2020 – March 31, 2021)

GOAL: \$4,300,000




By Designation



NOTE: Includes Permanently Restricted contributions; Excludes Orbital Gala Auction Contributions-in-Kind and Building and Corporate Services

* Includes Global Outreach, Ethics Program, Educational Lectures, Copeland Fund and Minority Ophthalmology Mentoring Program


** Excludes RPB Grant to Hoskins Center



AMERICAN ACADEMY
OF OPHTHALMOLOGY®

Protecting Sight. Empowering Lives.®

Financial Statements FYE 2021



AMERICAN ACADEMY
OF OPHTHALMOLOGY®


Protecting Sight. Empowering Lives.®

Foundation of the American Academy of Ophthalmology, Inc.

Statement of Financial Position

As of March 31, 2021 (with comparative information for the year ended March 31, 2020)

	<u>3/31/2021</u>	<u>3/31/2020</u>
ASSETS		
CASH AND CASH EQUIVALENTS	5,939,401	9,185,090
RECEIVABLES		
Pledges, net of allowance	4,777,494	7,081,428
Other, net of allowance	346,035	390,934
INVENTORY	0	440
PREPAID EXPENSE AND OTHER ASSETS	93,350	81,764
INVESTMENTS	135,302,610	97,152,990
PROPERTY AND EQUIPMENT, net	11,286,033	11,966,153
BENEFICIAL INTEREST IN PERPETUAL TRUST	1,000,000	1,000,000
	-----	-----
TOTAL ASSETS	158,744,923	126,858,799
	=====	=====
LIABILITIES AND NET ASSETS		
LIABILITIES:		
Accounts payable and accrued liabilities	28,431,607	31,107,848
Other deferred revenue	0	2,176
Loan Payable	260,704	0
	-----	-----
Total Liabilities	28,692,311	31,110,024
NET ASSETS:		
Unrestricted	97,200,243	68,550,916
Board designated	189,953	136,214
	-----	-----
Total unrestricted	97,390,196	68,687,130
Temporarily restricted	21,738,190	16,143,470
Permanently restricted	10,924,226	10,918,176
	-----	-----
Total net assets	130,052,612	95,748,775
	-----	-----
TOTAL LIABILITIES AND NET ASSETS	158,744,923	126,858,799
	=====	=====



AMERICAN ACADEMY
OF OPHTHALMOLOGY®


Protecting Sight. Empowering Lives.®


Foundation of the American Academy of Ophthalmology, Inc.

Statement of Activity and Changes in Net Assets

As of March 31, 2021 (with comparative information for the year ended March 31, 2020)

	Unrestricted	Temporarily Restricted	Permanently Restricted	FYE2021 * Actual	FYE2020 * Actual
REVENUE:					
Contributions, grants, and sponsorships, other					
Public Service	0	332,416	0	332,416	329,912
Museum of the Eye	0	1,056,164	0	1,056,164	3,677,860
Ophthalmic Education	0	683,433	6,050	689,483	553,709
Fundraising	0	49,199	0	49,199	215,523
Building	2,178,241	0	0	2,178,241	2,465,397
Administration & Other	580,957	(40,445)	0	540,512	1,023,897
Revenue for new AAO sponsorships	0	1,042,500	0	1,042,500	1,255,000
Total Revenue	2,759,198	3,123,267	6,050	5,888,515	9,521,298
Net Assets Released from Restrictions	4,528,063	(4,528,063)			
EXPENSES:					
Public Service	598,361			598,361	681,876
Museum of the Eye	464,578			464,578	589,849
Ophthalmic Education	3,551,544			3,551,544	3,641,693
Fundraising	906,465			906,465	1,385,848
Building	2,254,083			2,254,083	2,416,570
Sponsorship Expenses	1,337,500			1,337,500	1,187,000
Administration & Other	254,961			254,961	200,056
Corporate Services	416,806			416,806	481,688
Total Expenses	9,784,298			9,784,298	10,584,580
Increase (Decrease) in Net Assets Before Investments & Transfer	(2,497,037)	(1,404,796)	6,050	(3,895,783)	(1,063,282)
Interest, Dividends, Realized and Unrealized Gains					
Net of Management Fees	31,664,868	6,534,752	0	38,199,620	(5,035,825)
INCREASE (DECREASE) IN NET ASSETS	29,167,831	5,129,956	6,050	34,303,837	(6,099,107)
NET ASSETS, BEGINNING OF PERIOD	68,687,130	16,143,470	10,918,176	95,748,775	101,847,882
NET ASSETS, END OF PERIOD	97,854,961	21,273,426	10,924,226	130,052,612	95,748,775





AMERICAN ACADEMY
OF OPHTHALMOLOGY®

Protecting Sight. Empowering Lives.